



# TARC NEWSLETTER

Oklahoma's leading information source on issues impacting the lives of people with developmental disabilities and their families

## November 2007

### CONTENTS

*Positive News from DDSD; Advocates Still Have Work Ahead* ..... 1, 2 & 3

*Autism Presentations Offered in El Reno* ..... 3

*ADA Restoration* ..... 4

*National Caregivers Month* .. 5

*GAO Report on Disabilities Programs* ..... 5

*Smoking Common Among People with Disabilities* ..... 6

*Obesity Epidemic Among People with Disabilities* ..... 7

*Highlighting Employment Successes of Oklahomans with Disabilities* ..... 8

*Autism News Roundup* ..... 9

*Calendar of Events* ..... 10

## Positive News From DDSD; Advocates Still Have Work Ahead

*by John F. Gajda, TARC Executive Director*

According to key performance indicators reported by the Developmental Disabilities Services Division (DDSD) of the Oklahoma Department of Human Services (OKDHS), the number of individuals with developmental disabilities in Oklahoma receiving services through the division has continued to increase. The indicators track division performance in several service areas and are reported to the OKDHS Director each quarter. The latest report compares service figures on June 30<sup>th</sup> of 2005, 2006 and 2007, the end of the past three state fiscal years.

A number of trends are evident from a comparison of service levels over this period:

● **More individuals are being served on all DDSD waivers and the number of individuals served is at an all-time high.**

At the end of FY 2007 (June 30, 2007), 5,308 individuals were being served on all DDSD waivers. This is an increase of 860 individuals from the end of FY 2005 (June 30, 2005).

● **More individuals are being added to the In-Home Supports Waiver than the Community Waiver.**

Between June 30, 2005 and June 30, 2007, the number of people served by the In-Home Supports Waiver increased by 718 while those served by the Community Waiver increased by 179.

● **Some individuals are moving from the In-Home Supports Waiver to the Community Waiver.**

In FY 2007, 31 individuals who had been served by the In-Home Waiver were moved to the Community Waiver to better meet their needs.

● **The number of Hissom class members served is decreasing.**

At the end of FY 2007, there were 768 class members being served. This is a decrease of 11 over the end of the previous fiscal year. This trend will continue as class members die.

*please see "News" on page 2*



TARC is committed to ensuring a high quality of life for Oklahomans with developmental disabilities through education, empowerment, support and advocacy. For additional information about TARC or to volunteer, contact us at:

**16 East 16th Street, Suite 405, Tulsa, Oklahoma 74119-4447**

www.ddadvocacy.net tarc@ddadvocacy.net 918-582-8272/800-688-8272 918-582-3628(Fax)

## News, from pg. 1

- **Last fiscal year (FY 2007), the increase in both the number of individuals served and the percentage growth rate of additional individuals served was lower than in the previous year (FY 2006).**

The number of individuals served increased by 265, or 5%, between the end of FY 2006 and 2007. The previous year, between the end of FY 2005 and 2006, the number of individuals served increased by 595, or 13%. Although more individuals are being served, the failure of the legislature to allocate adequate additional funds to serve those in need of DDS services on the waiting list is slowing needed service expansion.

- **The number of individuals on the waiting list is increasing again.**

Between June 30, 2005 and June 30, 2006 the number of individuals on the waiting list decreased by 993 while between June 30, 2006 and June 30, 2007 the number of individuals on the waiting list increased by 454 to a total of 3,314 individuals. This is a reflection of both increased applicants and, as noted above, a diminishing commitment by the legislature to provide the additional resources needed to meet the growing demand.

- **Not all decreases in the number of people on the waiting list are the result of individuals receiving waived services.**

In FY 2007, 568 applications on the waiting list were closed and the individuals were not added to a waiver. This is due to a number of factors, including determination that the individual was not eligible, individuals moving, and individuals declining services when offered.

- **The number of new individuals added to the waiting list is increasing each year.**

In FY 2007, 1,504 individuals were added to the waiting list. In the previous two fiscal years, 2005 and 2006, 772 and 1,124 individuals were added.

- **There are more individuals being added to the waiting list than are being removed.**

New applicants for waived services are exceeding the increased capacity of DDS to

serve individuals.

- **A large majority of the individuals on the waiting list are receiving other services.**

At the end of FY 2007, 78.82 % of the 3,314 individuals on the waiting list were receiving other services. The largest number of individuals, 2,338, were Medicaid eligible. 724 were receiving a DDS Family Support Subsidy. Others were receiving state funded employment or residential services.

- **Of those on the waiting list who are not receiving other services, the largest group are children 18 years of age and under.**

Of the 702 individuals on the waiting list who were not receiving other services, 47.9% were aged 18 years or under.

- **Both the number of children and the number of families being served by the Family Support Subsidy has increased.**

During FY 2007, 356 children were added to the Subsidy. At the end of FY 2007, 2,138 children were being served. These children were members of 1,998 families (some families receive the subsidy for more than one child).

- **Some families are choosing to remain on the waiting list rather than lose the Family Support Subsidy.**

In FY 2007, 85 families who could have received Waivered Services chose not to so they could continue to receive the Subsidy.

- **At the end of FY 2007, there was not a waiting list for the Family Support Subsidy.**

Although available slots vary from month to month, children move off the Subsidy regularly (in FY 2007, 97 became too old and 18 moved to a waiver program) and new individuals are able to be added.

- **With the exception of the Greer Center, the census at resource centers is decreasing.**

The number of individuals living at NORCE decreased by three during FY 2007 and the number of individuals living at SORC decreased by 18 during the same period. Six residents of NORCE and 15 residents of SORC transitioned to community services during the period.

*please see "News," on page 3*

## News, from pg. 2

- **The number of individuals residing at Greer has remained constant.**

The Greer Center has operated at full capacity throughout the period. All of the 51 available slots have been full despite the fact that 11 individuals transitioned from the center during FY 2007.

- **The caseload of the Office of Public Guardian continues to increase.**

At the end of FY 2007, the Office of Public Guardian was responsible for 33 individuals committed by the courts to DDS. This represents an increase of 13 from the end of FY 2006. These individuals all have high service needs and as this number increases, the burden on DDS resources will increase.

- **Most people are satisfied with DDS case management services.**

In FY 2007, 95.1% of the consumer surveys returned indicated satisfaction with Case Management Services.

These figures represent only a snapshot of DDS services at a fixed point in time. Any change from one point in time to another is likely the net result of individuals both joining and leaving specific programs. The number of individuals served in various categories changes constantly and is likely to be different today than it was on June 30, 2007, the closing date for the report on which this analysis is based. The changes over time do illustrate service trends.

The gradual increase in the number of individuals served by DDS in community programs is very positive news. The increasing gap between the growth of services and the demand for services, however, should be a rallying call to advocates to lobby the legislature for an increase in funds to serve those on the waiting list. As we move through FY 2008, which started on July 1<sup>st</sup>, this gap is likely to grow because no new funds to serve additional individuals on the waiting list were allocated by the legislature in this year's DDS budget.

## Four-Part Series for Parents of Children with Autism Offered in El Reno



Smart Start of Canadian County will present a four-part series titled *Nurturing and Parenting a Young Child with Autism* in November. Dee Blose, MEd will be the presenter and facilitator for all sessions.

### Part 1-Behavior

*Putting Positive Behavior in Place*  
November 10

### Part 2-Behavior

*What Support Looks Like*  
November 17

### Part 3

*Being a Family and Doing Family Things*  
March 1, 2008

### Part 4

*Setting the Stage for Education Experiences*  
April 5, 2008

All sessions are from 9:00 a.m.-3:00 p.m. and will be held at Youth and Family Services, located at 7565 E. U.S. Highway 66 in El Reno. Lunch and light snacks will be provided. Sessions will be limited to 20 people and preference will be given to Canadian County families with a child with Autism Spectrum Disorders under the age of 6.

If slots remain, all other parents and caregiver applications will be considered. Families will receive a \$50 stipend for each class session to assist with childcare.

For more information, contact Christie Adams, 405-262-6555 or [christie.adams@yfsok.org](mailto:christie.adams@yfsok.org).

Source: Smart Start and Youth and Family Services

# National Council on Disability Urges Congress to Support Americans with Disabilities Act Restoration



WASHINGTON - The National Council on Disability (NCD) has urged Congress to support legislation that will “right” the course of the Americans with Disabilities Act (ADA) and protect the civil rights of people with disabilities.

ADA restoration bills were introduced in the House (H.R. 3195) and the Senate (S.1881) on July 26, 2007. NCD proposed the original ADA

legislation, and is charged with gathering information about the implementation, effectiveness, and impact of the ADA. In keeping with this requirement, NCD undertook a two-year study to analyze 19 Supreme Court cases interpreting the ADA and, in December 2004, released a comprehensive report entitled *Righting the ADA* ([http://www.ncd.gov/newsroom/publications/2004/righting\\_ADA.htm](http://www.ncd.gov/newsroom/publications/2004/righting_ADA.htm)).

According to NCD chairperson John R. Vaughn, “NCD’s study revealed that the majority of the Supreme Court’s rulings involving the ADA depart substantially from the core principles and objectives of the ADA, resulting in unfair outcomes that sanction, rather than remedy, even the most egregious employment discrimination against people with disabilities.”

Countless federal court cases have followed, in which an employer refuses to hire or accommodate an individual with a disability because of the disability, but then is allowed to argue that the person does not have a disability. Rarely are the individual’s qualifications for the job evaluated, nor is the alleged discrimination examined.

The purpose of the ADA is “to provide a clear and comprehensive national mandate for the elimination of discrimination against individuals with disabilities.” While the provisions of the ADA addressing architectural, transportation, and communication accessibility have been implemented with notable success, the employment provisions of the ADA essentially have been rewritten by the Supreme Court, such that these provisions no longer provide the opportunities and protections expressly intended by those involved in the creation and passage of the ADA.

---


**“NCD’s study revealed that the majority of the Supreme Court’s rulings involving the ADA depart substantially from the core principles and objectives of the ADA, resulting in unfair outcomes that sanction, rather than remedy, even the most egregious employment discrimination against people with disabilities.”**

---

“+NCD’s two recent ADA reports, *Implementation of the Americans with Disabilities Act: Challenges, Best Practices, and New Opportunities for Success* ([http://www.ncd.gov/newsroom/publications/2007/implementation\\_07-26-07.htm](http://www.ncd.gov/newsroom/publications/2007/implementation_07-26-07.htm)) and *The Impact of the Americans with Disabilities Act: Assessing the Progress Toward Achieving the Goals of the ADA* ([http://www.ncd.gov/newsroom/publications/2007/ada\\_impact\\_07-26-07.htm](http://www.ncd.gov/newsroom/publications/2007/ada_impact_07-26-07.htm)) both confirm that legislation is urgently needed to restore the ADA to ensure equality of opportunity, full participation, independent living, and economic self-sufficiency for all Americans with disabilities,” Vaughn concluded.

Source: National Council on Disability

## GAO Report: Federal Disability Programs “Poorly Positioned” to Help People Go to Work



A recent report by the watchdog U.S. Government Accountability Office (GAO) stated “social and legal changes have promoted the goal of greater inclusion of persons with disabilities in the mainstream of society, including adults at work.”

For example, the Americans with Disabilities Act (ADA) supports the full participation of persons with disabilities in society and fosters the expectation that persons with disabilities can work and have the right to work. However, GAO’s reviews of the largest federal disability programs indicate that such programs have not evolved in line with these larger societal changes and, therefore, are poorly positioned to provide meaningful and timely support for persons with disabilities.

The report further cites the looming crises in the slowdown in the nation’s labor force and the low rate of return of return to work for individuals with disabilities receiving cash and medical benefits. The report can be found at <http://www.gao.gov/new.items/d07934sp.pdf>.

Source: [www.ptimpact.com](http://www.ptimpact.com)

## Podcast on The ADA Restoration Act



DisabilityNation recently posted an audio interview with Lee Perselay, Disability Legislative Liaison for Senator Tom Harkin of Iowa.

The interview covers the proposed legislation and how it seeks to bring the ADA back to what Congress intended when it passed the law back in 1990 and addresses a number of concerns and statements made by the United States Chamber of Commerce in its letters to members of Congress opposing the ADA Restoration Act.

Hear the podcast at: <http://disabilitynation.net/blog/2007/09/dn41-debunking-myths.html>

Source: Capitol Insider, Volume 12, Issue 37

## November is National Family Caregivers Month



Every November the President proclaims November to be National Family Caregivers Month. It is designated as a time to thank, support, educate and celebrate the more than 50 million family caregivers across the country currently providing an estimated \$306 billion in “free” caregiving services.

Please visit the National Family Caregivers Association website for materials, more information and ways to celebrate the month in your community, organization, business or church: [http://www.thefamilycaregiver.org/national\\_family\\_caregiver\\_month/](http://www.thefamilycaregiver.org/national_family_caregiver_month/).


Source: National Family Caregivers Association



**TARC**  
*helps families*

Help TARC by becoming a member today.

Call  
1-800-688-TARC  
or visit  
[www.ddadvocacy.net](http://www.ddadvocacy.net)  
to become a  
member of TARC.



## Incidence of Smoking Highest Among Individuals with Disabilities

A recent study conducted by the Centers for Disease Control and Prevention (CDC) indicates that smoking rates are highest among individuals with disabilities.

Data for the study were collected by utilizing the 2004 Behavioral Risk Factor Surveillance System. The Behavioral Risk Factor Surveillance System is an ongoing survey, which is conducted by randomly dialed telephone numbers of residents who are over the age of 18 and who are not institutionalized. Data from all 50 states as well as the District of Columbia and the two United States territories data is readily available for, the U.S. Virgin Islands and Puerto Rico for the year 2004 was used.

The Behavioral Risk Factor Surveillance System collects data on health status, preventive health behaviors, mental health risk behaviors, and demographics. Disability was determined by two questions in the survey: "Do you now have any health problems that require you to use special equipment, such as a cane, a wheelchair, a special bed, or a special telephone?" and, "Are you limited in any way in any activities because of physical, mental, or emotional problems?" Participants who responded "yes" to either of these questions were classified as having a disability.

The study found that prevalence of smoking among individuals with disabilities is nearly 50% higher than individuals without disabilities. More specifically, whereas 19.8% of individuals without disabilities smoke, 29.9% of individuals who have disabilities smoke, according to the study results. Puerto Rico had the lowest incidence of smoking among individuals with disabilities at 16.5% while Delaware had the highest incidence of smoking among individuals with disabilities at 39.4%.

The results of the study also indicate that 70% of individuals with disabilities who smoke and who had seen their doctor during the past year had been encouraged to quit smoking; however, over 40% of those who had been encouraged by their doctors to quit smoking had not been informed about the treatment options for quitting.

Dr. Edwin Trevathan, director of the Centers for Disease Control and Prevention's National Center on Birth Defects and Developmental Disabilities asserted in a press release, "About 50 million Americans are living with a disability and most Americans will experience a disability some time during the course of their lives. The release of these findings during Disability Awareness Month reminds us that disparities persist in the health and health care of people with disabilities."

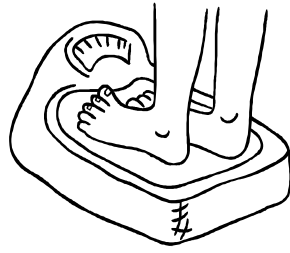
The researchers are not sure why individuals with disabilities are more likely to smoke than people without disabilities. Perhaps future research can shed light on the specific reasons people with disabilities smoke more often than people without disabilities.

According to the CDC, the most important thing any smoker can do to improve his or her health and reduce the risk of developing chronic disease such as emphysema and heart disease is to stop smoking. The CDC asserts that individuals who stop smoking live longer and healthier lives, on average.

Anyone who desires to stop smoking may call 1-800-QUIT-NOW (1-800-784-8669), TTY: 1-800-332-8615. This number will automatically connect callers to their local stop smoking hotline. For additional resources, you may also visit: [www.smokefree.gov](http://www.smokefree.gov).

Source: Centers for Disease Control and Prevention

## Obesity is a Major Concern for Youth and Adults with Disabilities



You can't read or listen to the news media for very long without hearing something about the rising tide of obesity in the United States and other industrialized countries. No one is quite sure how to solve the problem, albeit everyone knows how it happens: eating too much and moving too little. Among people with disabilities, the obesity epidemic is even worse than in the general population. In two national data sets (1994-1995 National Health Interview Survey and 1998-1999 Behavioral Risk Factor Surveillance System) and one local data set (Chicago), the prevalence of overweight, obesity, and extreme obesity, defined by a person's body mass index or BMI, was substantially higher than in the general population.

Obesity is linked to many health problems, including type two diabetes, heart disease, depression, and arthritis. Among people with disabilities, an additional problem is the worsening of secondary conditions such as pain, fatigue, deconditioning, social isolation, and difficulty performing activities of daily living. Excess weight makes it more difficult to push a wheelchair, perform transfers, or even lift the arms above the head. Compensatory movements meant to conserve energy or complete the task can lead to overuse injuries or a serious fall.

The lack of successful health promotion interventions for weight management in youth and adults with disabilities substantially limits our understanding of how to reduce future health risks. We need to understand what factors are associated with higher levels of obesity among individuals in different disability subgroups. For example, in some individuals obesity may be related to poor diet or nutritional knowledge, inadequate levels of physical activity, or use of certain weight-gaining medications (e.g., anticonvulsants, antipsychotics, steroids). For

others, environmental factors may play a greater role, including overprotective parents (in youth), unsafe neighborhoods, and lack of physical and programmatic access to recreational and exercise facilities and programs.

Youth with disabilities also struggle with their weight. They either have little access to social activities after school or on the weekends, or are discouraged from becoming physically active because of barriers in the built environment. With nothing else to do, they often turn to TV or video games — sedentary behaviors that are usually accompanied by food consumption.

While obesity is a serious public health concern in the general population, it must become an equally important concern among people with disabilities. The disparity in excess body weight between people with and without disabilities demonstrates a critical need to better understand how and why these differences occur.

Source: National Center on Physical Activity and Disability

## Research Source on Topics Related to Children with Disabilities



The often overwhelming task of locating relevant research has been simplified via the National Dissemination Center for Children with Disabilities (NICHCY) web site. A variety of research-based topics relating to children with disabilities is available to parents, teachers, state administrators, or anyone else in need of reliable sources on the topics.

One set of publications put out by NICHCY is a *Basics for Parents* series that provides information on raising a child with special needs. To find out more about this series, visit <http://www.nichcy.org/basicpar.asp>.

Source: NICHCY

# Disability Employment Awareness Month Highlights Employment Success of Oklahomans



OKLAHOMA CITY-One in five Oklahomans has a disability, while more than 361,000 working-age citizens face disability-related barriers to employment, according to Linda Parker, director of the State Department of Rehabilitation Services (DRS).

October marked Disability Employment Awareness Month, a time set aside nationally and at the state level through a proclamation by Governor Brad Henry, to inform businesses about the benefits of hiring qualified people with disabilities.

Last year, DRS provided vocational rehabilitation and employment services that helped 2,210 Oklahomans with disabilities obtain jobs and become taxpaying contributors to the state's economy.

With an average annual income of \$18,012, these individuals' collective earnings totaled more than \$39.8 million in 2006.

DRS' Vocational Rehabilitation and Visual Services divisions also provided assistance to 21,955 other Oklahomans with disabilities who are preparing for jobs in the careers of their choice.

In addition, these divisions operate a Transition School to Work program for high school students with disabilities that helps them develop skills and get work experience needed for college or vocational training and employment.

The agency's Oklahoma School for the Blind in Muskogee and Oklahoma School for the Deaf in Sulphur prepare students for successful employment through educational programs offered on campus and outreach assistance to students with vision or hearing disabilities attending public schools across the state.

Staff at the agency's Disability Determination Division determine medical eligibility for Oklahomans who have applied for Social Security

disability benefits based on their inability to work.

In a letter to DRS staff, Parker wrote, "A January 2006 survey of Human Resources Directors in the Atlanta area shows that we have a lot of work to do to dispel myths and overcome disability-related prejudices."

The survey revealed that 60 percent of small companies and one-third of large companies do not employ any workers with physical disabilities. The top three reasons employers gave were:

- People with disabilities can't adequately perform required work duties (49%).
- Employers' lack of knowledge about people with disabilities (25%).
- Concerns about the cost of accommodations (20%).

In Oklahoma, workers with disabilities are employed at a rate of 38.2 percent compared to 74.5 percent in the general work-age population, according to U.S. Census Bureau statistics.

According to Parker:


- Turnover rates for workers with disabilities are five to six times lower than the rates of other workers. (Supported Employment Infolines)
- 71% of accommodations for workers with disabilities cost \$500 or less, with 20% costing nothing. (Job Accommodations Network)

For more information about programs and services offered by the Oklahoma Department of Rehabilitation Services, visit the agency's website at [www.okrehab.org](http://www.okrehab.org) or phone 800-845-8476. The number is accessible by phone or telecommunications equipment for the deaf.

Source: DRS

# Autism News Roundup

## Autism Resources for Families



The following publications cover topics of interest to parents and family members of children with autism spectrum disorders. Subscriptions are available to each of the publications at varying costs. For subscription information, please contact the publication directly, using the web addresses below.

**The Autism File.** *The Autism File* is a quarterly magazine that covers developments in understanding and treating children and adults with autism in the United Kingdom and other areas of the world and includes updates from the World Autism Organisation. Articles are written by parents, doctors, consultants, teachers, and others in the field of autism. To learn more about *The Autism File* and visit [www.autismfile.com](http://www.autismfile.com).

**Autism Spectrum Quarterly.** Describing itself as a “magajournal” that combines the readability and interest of a high-level magazine with the substance and depth of a professional journal, the *Autism Spectrum Quarterly* covers creative ideas in practice. Articles are written by, for, and about individuals with autism spectrum disorders (ASD). It spotlights best practices to highlight an educator, clinician, or paraprofessional support person whose work on behalf of those with ASD has been exemplary and provides tips and strategies to translate research into practice. For more information and to read selected articles, visit [www.asquarterly.com](http://www.asquarterly.com).

**Spectrum: For Parents of Children with Autism & Developmental Disabilities.** *Spectrum* covers a variety of concerns relating to children with autism and their families. Articles include interviews with celebrities – parents of children with autism and others involved with autism

advocacy, book reviews, calendar of events in the U.S., a health and nutrition section with recipes, coverage of new laws, and other updates. To learn more about *Spectrum* and read featured articles, visit [www.spectrumpublications.com](http://www.spectrumpublications.com).

**TAP Magazine.** The Autism Perspective (TAP) magazine is a full-color publication devoted to the subject of autism spectrum disorders for parents, professionals, and individuals with autism. A free email newsletter is also available for interested individuals. For more information about *TAP Magazine* or the e-newsletter, visit [www.theautismperspective.org](http://www.theautismperspective.org).

**Autism Advocate.** Published by the Autism Society of America five times per year, the *Advocate* offers a diverse collection of the latest issues in autism, chapter highlights, first-person accounts of families living with and growing with autism, and tips from parents and professionals. To learn more about the *Advocate*, visit [www.autism-society.org/magazine](http://www.autism-society.org/magazine).

**Autism-Asperger’s Digest Magazine.** Created for parents and family members, education professionals and aides, caregivers, speech therapists and OTs, psychologists and diagnosticians specializing in autism, the publication offers full-length excerpts from ground-breaking new books on autism, original articles from top specialists in the field and regular columns by noted autism professionals. Expert advice, thought-provoking articles, helpful tips and meaningful insights without technical jargon or confusing studies are hallmarks of the magazine. For more information about the *Autism-Asperger’s Digest Magazine*, visit [www.autismdigest.com](http://www.autismdigest.com).

Source: Community Services Reporter and web reports



# TULSA ADVOCATES FOR THE RIGHTS OF CITIZENS WITH DEVELOPMENTAL DISABILITIES

16 EAST 16th STREET SUITE 405  
TULSA, OKLAHOMA 74119-4447

NON-PROFIT ORGANIZATION  
U.S. POSTAGE PAID  
TULSA, OKLAHOMA  
PERMIT #909

## RETURN SERVICE REQUESTED

The TARC newsletter is published monthly by the Tulsa Advocates for the Rights of Citizens With Developmental Disabilities, Inc., to inform readers about issues and legislative action that affect adults, children, their families, and the dedicated people who work with this challenging population. The contents do not necessarily represent the official position of TARC.

Copyright 2007, TARC. All Rights Reserved.

# HELP TARC HELP FAMILIES – BECOME A MEMBER TODAY!

*Families in Transition*

Families in Transition is a support group for parents of adult children with developmental disabilities. The group meets quarterly and covers topics of interest such as housing, guardianship, state services and residential care providers.

**NEXT MEETING:**  
**Wednesday, November 14**  
**6:00-7:30 p.m.**  
**Full Cup Cafe,**  
**4634 E. 31st St. in Tulsa**


**RSVP to Amie Farinella, 918-582-8272**

*The group is for parents only-participants are asked not to bring their adult children to the support group.*

**Connections Asperger's Group**

**Next Meeting:**  
**Wednesday, November 28 - 4:30 p.m.**  
**Hardesty Library, 8316 E. 93rd St.**

The "Connections" Asperger's Group is a social skills group for adolescents and young adults with Asperger's Syndrome. The group meets monthly. Contact Sherilyn or Amie at 918-582-8272 for more information.

 **Hispanic Parents Support Group**  
 El Grupo Hispano de Apoyo a Padres de Familia

**Next Meeting: Monday, November 26** *For more information, call Zaida at 918-582-8272*  
**7:00 to 8:30 p.m.**  
 Martin Regional Library, 2601 S. Garnett

**Day Makers**

Activities group for adults with developmental disabilities

**Thursdays • 1:00-2:30 p.m.**  
**McClure Recreation Center**  
**7440 E. 7th Street in Tulsa**  
 Contact: Amie, 918-582-8272


**MOMS & DADS SUPPORT GROUP**

**Next Meeting:**  
 Thursday, November 29  
 7:00-9:00 p.m.

Kirk of the Hills Presbyterian Church,  
 4102 E. 61st St., Room B-8  
 • No child care provided

*The mission of the Moms & Dads Support Group is to nurture and support families whose children have a developmental disability, to encourage positive strategies in dealing with challenges, and to share in the joy of raising our children.*

Contact: Sherilyn, 918-582-8272



**TULSA PEOPLE FIRST**

**Next Meeting:**  
 Tuesday, November 13

*Western Sizzlin'*  
 6510 E. 21st St.  
 Dinner-5:30 p.m.  
 Meeting-6:30 p.m.

For more information, call Amie at 918-582-8272

**MOMS & DADS SUPPORT GROUP – OWASSO**

For more information, contact Sherilyn, 918-582-8272.

Due to low attendance, the Owasso Moms and Dads Support Group has been discontinued. Parents in the Owasso area are encouraged to attend the Tulsa Moms and Dads Support Group.

**SAPULPA Support Group for Families of Children with Special Needs**

**Next Meeting: Tuesday, November 20, 6:15 p.m.**  
 Creek County Literacy Center, 15 N. Poplar  
 Childcare is not provided, but please take advantage of Sapulpa's great Respite Care Program!

For more information, contact Mindy Littlefield, 378-5632